

MINITUBE SERIES

Plastic construction (MTP)



Steel construction (MTS)



DESCRIPTION

The Minitube Series of duct mounted axial fans is suitable for domestic, commercial and industrial ventilation applications. Available in 5 sizes ranging from 150 to 350mm diameter. They can be supplied with plastic housings from 200 to 300mm diameter and metal from 150 to 350mm diameter.

Typical Applications

Exhausting or supplying air to applications handling clean ambient air. Plastic version is suited to domestic and commercial installations such as apartments, hotels, gymnasiums, schools and shopping centres. Steel version provides a robust alternative for commercial and industrial applications.

Features

- Choice of two light-weight but robust housing materials, metal or injection moulded plastic.
- Available in a range of speeds.
- MTP range matches 150mm, 200mm, 250mm and 300mm standard duct sizes.
- Can be speed controlled.
- Can be mounted in any position.
- An extensive range of matching ancillary equipment is available.
- For flameproof hazardous location applications refer to pages B-32/33.

Construction

Casings

MTP132 - aluminium fan housing with plastic spigots.
MTP range, 200 to 300 diameter - ABS injection moulded plastic.
MTS range, 200 to 350 diameter - Powder coated steel.

Impellers

All models - high strength powder coated steel.

Motors

Type - external rotor, squirrel cage induction motors.

Electricity supply - 230V, single-phase, 50/60Hz.

Bearings - sealed- for-life, ball.

Speed-controllable.

Motor Protection IP44.

See pages O-2/3 for details on these motors.

Internal Thermal Protection

All models have manual reset protection fitted as standard.

Testing

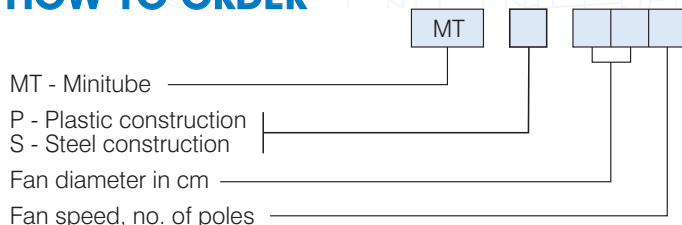
Air flow tests to ISO5801:2004.

Noise tests to BS848:Part 2, 1985.

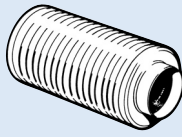
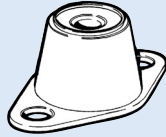
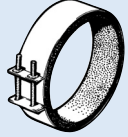
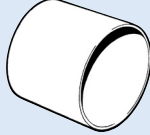


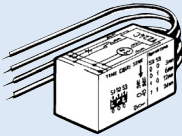
Wiring Diagram

See page N-8, diagram ER 4, 6.

HOW TO ORDER



ANCILLARY EQUIPMENT

| | | |
|-----------------------------------------------------------------------------------------------------------------------------|----------------------------------------------------------------------------------------------------------------------------------|--------------------------------------------------------------------------------------------------------------------------|
|  CC - Circular attenuator Ref. H-16 |  Vibration isolators Ref. I-4 |  FC - Fast clamp Ref. J-5 |
|  WT - Wall tube Ref. J-11 |  Ducting, Louvres & Grilles Ref. L-6/14 |  VA - Speed controller Ref. M-5 |
|  VZ - Run-on timer Ref. M-14 | | |

TECHNICAL DATA

| Model Number | Fan Speed rev/sec | Avg. dB(A) @ 3m | MTP/S.. 1 ph. Watts | 1 ph. Amps* | Max. °C |
|--------------|-------------------|-----------------|---------------------|-------------|---------|
| MT... | | | | | |
| P132 | 46 | 43 | 46 | 0.25 | 50 |
| P/S202 | 43 | 52 | 70 | 0.36 | 50 |
| P/S204 | 24 | 39 | 30 | 0.14 | 60 |
| P/S252 | 42 | 51 | 110 | 0.63 | 50 |
| P/S254 | 23 | 40 | 60 | 0.28 | 60 |
| P/S302 | 41 | 62 | 180 | 0.79 | 50 |
| P/S304 | 22 | 47 | 90 | 0.41 | 50 |
| P/S306 | 16 | 37 | 50 | 0.23 | 50 |
| S354 | 20 | 49 | 140 | 0.68 | 50 |
| S356 | 16 | 40 | 110 | 0.48 | 50 |

* Amperages shown are a guide only. Refer to our Sales Department for accurate figures at time of order.

SUGGESTED SPECIFICATION

The fans shall be of the Minitube Series designed and manufactured by Fantech Pty Ltd.

The axial impellers shall be direct driven by speed-controllable external rotor motors with integral thermal protection.

Fan casings shall be of ABS Plastic or steel, select as necessary, with integral mounting brackets.

Impellers shall be of powder coated steel.

All models shall be fully tested to ISO5801:2004 for air flow and BS848:Part 2, 1985 for noise.



Scan the QR Code to view more information online.



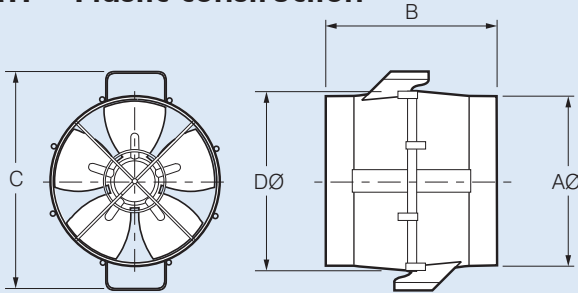
NOISE DATA

| Model Number | In-duct Sound Power Levels | | | | | | |
|--------------|----------------------------|-----|-----|-----|----|----|----|
| | L_w dB re 1pW | | | | | | |
| MTP/S.. | 63 | 125 | 250 | 500 | 1k | 2k | 4k |
| 132 | 51 | 51 | 59 | 55 | 57 | 58 | 56 |
| 202 | 78 | 69 | 68 | 66 | 69 | 65 | 60 |
| 204 | 60 | 70 | 54 | 56 | 54 | 49 | 40 |
| 252 | 62 | 71 | 67 | 67 | 67 | 65 | 60 |
| 254 | 63 | 64 | 57 | 57 | 57 | 54 | 47 |
| 302 | 63 | 66 | 74 | 75 | 80 | 75 | 71 |
| 304 | 60 | 64 | 64 | 61 | 64 | 62 | 55 |
| 306 | 53 | 57 | 55 | 53 | 54 | 52 | 44 |
| 354 | 62 | 67 | 70 | 64 | 65 | 64 | 59 |
| 356 | 54 | 60 | 61 | 56 | 56 | 54 | 49 |

Sound Power Levels shown are the highest for each fan model and for the Inlet Side of the unit.

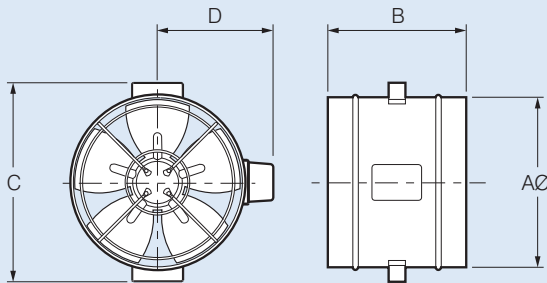
DIMENSIONS

MTP - Plastic construction



| Model Number | Dimensions, mm | | | | App. Weight kg |
|--------------|----------------|-----|-----|-----|----------------|
| | AØ | B | C | DØ | |
| 132 | 147 | 165 | - | - | 1.5 |
| 20. | 197 | 250 | 270 | 215 | 2.1 |
| 25. | 247 | 250 | 320 | 265 | 2.7 |
| 30. | 297 | 250 | 370 | 315 | 3.5 |

MTS - Steel construction



| Model Number | Dimensions, mm | | | | App. Weight kg |
|--------------|----------------|-----|-----|-----|----------------|
| | AØ | B | C | D | |
| 20. | 206 | 250 | 236 | 164 | 3.5 |
| 25. | 260 | 250 | 296 | 190 | 4.0 |
| 30. | 311 | 250 | 346 | 219 | 4.8 |
| 35. | 363 | 250 | 405 | 245 | 5.1 |

