



DESCRIPTION

A structurally certified Prefabricated modular assembly that includes a Fantech duct mounted Axial Flow Fan ranging from 560mm to 2000mm diameter. The modular assembly also includes duct transitions, flexible connectors and base frame which incorporates a mounting position for VSD if required. They can simplify installation, improve on-site productivity and save engineering, project drafting and labour costs.

Features

- Structurally certified modular design.
- Certified base frame is manufactured from durable hot-dip galvanised PFC (Parallel Flange Channel).
- Revit files with clash detection available for all models.
- Transitions designed to optimise system performance are available as nude or with 50mm, 75mm and 100mm noise suppressing material.
- Flexible connectors available for standard and high temperature applications.
- Suitable for both floor or hung installations.
- Fitted with certified lifting lugs.
- Pre-wiring of Variable Speed Drives using EMC glands and screened cable is available.

Typical Applications

Commercial and industrial supply or exhaust air applications such as shopping centres, office buildings, hotels and car parks. Can be manufactured to handle most conditions from ambient air to hot, toxic and noxious gases.

Construction

Transitions are manufactured from galvanised sheet outer, with perforated foil inner sheet for diameters up to 710mm, and perforated galvanised inner sheet for diameters 800mm and above. All sizes are available with noise suppressing material. Standard or high temperature flexible connections are fitted to both inlet and outlet transitions.

Certified base frame is manufactured from hot-dip galvanised PFC (Parallel Flange Channel). Fan is as per AP range.


Certification

Modular assembly

Structurally certified to meet Australian Standards:
AS3990-1993 Mechanical Equipment - Steelwork.
AS1170.0:2002 - Structural Design Actions
AS1170.2:2002 - Structural Design Actions - Wind Actions

Lifting lugs

Structurally certified to meet Australian Standards:
AS3990-1993 Mechanical Equipment - Steelwork
AS4991:2004 - Lifting devices



SUGGESTED SPECIFICATION

The Prefabricated assembly shall comprise of a duct mounted axial flow fan, transitions and flexible connectors on a structurally certified base frame as designed and manufactured by Fantech Pty Ltd.

Fan casings shall be of galvanised steel. Impellers shall be of GRP (unless nominated otherwise), adjustable pitch and aerofoil section.

Transitions shall be of galvanised sheet outer, with perforated foil inner sheet for diameters up to 710mm and perforated galvanised inner sheet for diameters 800mm and above. All sizes shall be available with noise suppressing material. Standard or high temperature flexible connections shall be fitted to both inlet and outlet of transitions.

The base frame shall be manufactured from hot-dip galvanised PFC (Parallel Flange Channel).

The assembly will be suitable for either floor or hung installations. Additionally it shall incorporate a VSD mounting frame if required and can be matched with anti-vibration spring mounts that meets the requirements of the acoustic specification.

All axial flow fan models shall be fully tested for air flow to BS848:Part 1, 1980 or ISO5801:1997 and noise to BS848:Part 2, 1985.

The modular assembly shall be certified to meet Australian Standards:

AS3990-1993 Mechanical Equipment - Steelwork.
AS1170.0:2002 - Structural Design Actions.
AS1170.2:2002 - Structural Design Actions - Wind Actions

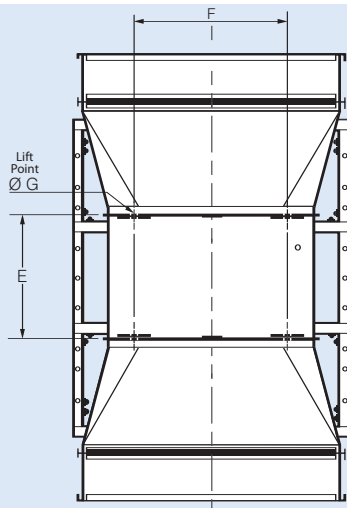
The lifting lugs shall be certified to meet Australian Standards:
AS3990-1993 Mechanical Equipment - Steelwork.
AS4991:2004 - Lifting devices.

HOW TO ORDER

Contact your local Fantech office for information on how to order.

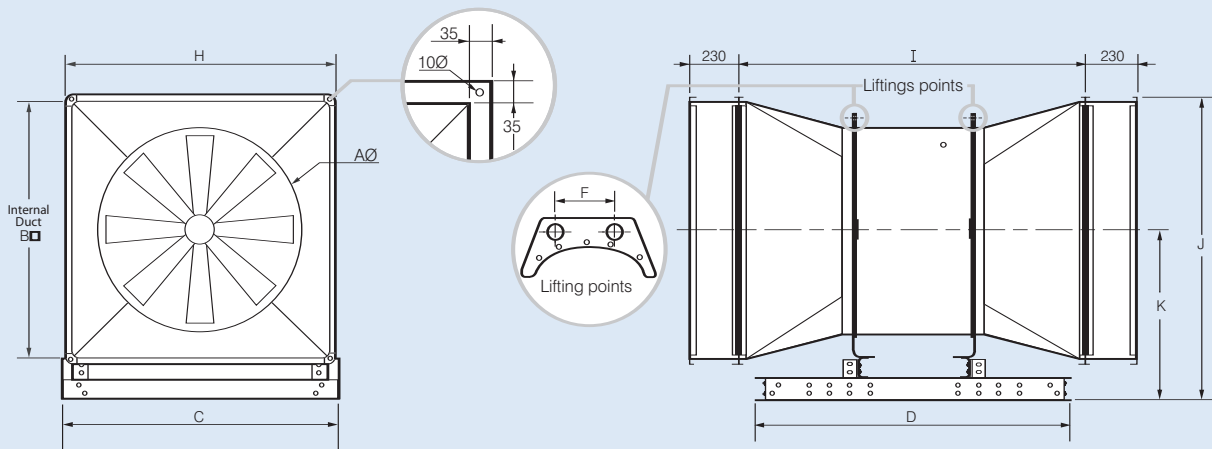
PREFABRICATED ASSEMBLIES FOR AP/APS AXIAL FANS

DIMENSIONS



Series Dimensions, mm

PAA...	AØ	B□	C	D	E	F	GØ	H	I	J	K
056	560	700	800	930	300-600	399	30	770	930-1230	890	505
063	630	800	900	980	300-800	446	30	870	1060-1560	985	550
071	710	900	1000	1200	400-800	372	40	970	1260-1660	1135	650
080	800	1000	1100	1200	400-800	421	40	1070	1300-1700	1235	700
100	1000	1250	1350	1550	400-1000	538	40	1320	1530-2130	1490	830
125	1250	1550	1650	1780	400-1000	838	50	1620	1750-2350	1840	1030
140	1400	1750	1850	1980	400-1000	939	50	1820	1980-2580	1975	1063
160	1600	2000	2100	2230	400-1000	936	50	2070	2200-2800	2235	1200
180	1800	2250	2350	2450	400-1000	1023	60	2320	2430-3030	2510	1350
200	2000	2500	2600	2900	400-1000	1140	60	2570	2660-3260	2735	1450



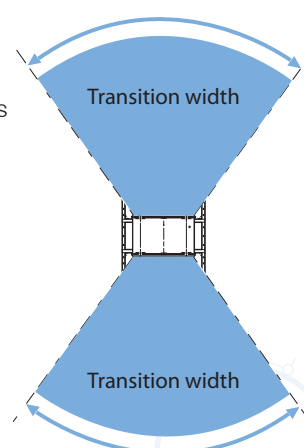
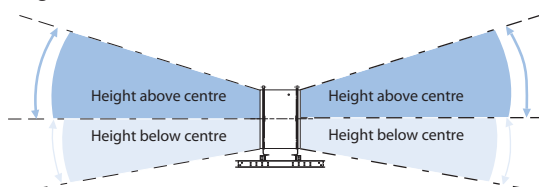
TRANSITION DIMENSIONS AND INTERNAL WALL MATERIAL

To suit a range of applications, the prefabricated assembly's square to round transitions are available as nude and with noise suppressing material in 50, 75 and 100mm thickness configurations, covered with foil or perforated steel.

Fan Diameter	560	630	710	800	1000	1250	1400	1600	1800	2000
Transition (Internal, from flange)	700	800	900	1000	1250	1550	1750	2000	2250	2500
Noise Suppressing Material Lining	- Perforated Steel - Foil	- Perforated Steel - Foil	- Perforated Steel - Foil	- Perforated Steel	- Perforated Steel	- Perforated Steel	- Perforated Steel	- Perforated Steel	- Perforated Steel	- Perforated Steel

FITMENT OF YOUR TRANSITIONS & VSD's

Transitions and flexible connections that have different heights and widths to those offered above can be free issued to Fantech and mounted to the required prefabricated assembly. Dimensional limitations on transitions, ie height above and below fan's centre, and transition width (see illustrations below and right), will be based on symmetry, total assembly weight and dimension restrictions on fan selection. VSD's free issued to Fantech can be fitted and wired to fan. Please contact Fantech for more detailed information regarding dimensional limitations and VSD fitment.



Scan the QR Code to view more information online.

