


# SILENT DESIGN SERIES



## DESCRIPTION

The Silent Design Series exhaust fans bring style and elegance to any contemporary bathroom, ensuite and toilet. They can be wall or ceiling mounted and feature an advanced vibration absorbing design that ensures quiet operation. Sizes to fit 100, 125 and 150mm duct are available and models with a run-on-timer and humidistat are included in the range.

## Typical Applications

Exhaust from toilets, ensuites, bathrooms, washrooms and laundries.

## Features

- Quiet operation due to its noise and vibration absorbing design
- Ideal for modern homes and commercial application
- Suitable for wall and ceiling installations
- To complement room fixtures all models are available in white and silver finish - other colours also available.\*
- Comes with 4 interchangeable colour bars to match room décor.
- Backdraft damper is standard on all models
- All models can be used to exhaust along a short length of duct. It is essential allowances be made for pressure losses in the duct to ensure air flows will meet the requirements of the application
- Class B motor, IP45 rated
- 'CZ' Range - Includes backdraft damper
- 'CRZ' Range - Includes backdraft damper and 1-30 minute adjustable run-on timer
- 'CHZ' Range - Includes backdraft damper, 1-30 minute adjustable run-on timer and adjustable humidistat
- Available in spigot diameter sizes to suit 100, 125 and 150mm duct.

\* 12 week lead time applies

Model Number	Nom. flow rate m <sup>3</sup> /hr	Backdraft Damper	Run-on timer	Humidistat	Finish colour
SILDES..CZ3C-W	100, 200, 300	Yes	No	No	White
SILDES..CZ3C-S	100, 200, 300	Yes	No	No	Silver
SILDES..CRZ3C-W	100, 200, 300	Yes	Yes	No	White
SILDES..CRZ3C-S	100, 200, 300	Yes	Yes	No	Silver
SILDES..CHZ3C-W	100, 200, 300	Yes	Yes	Yes	White
SILDES..CHZ3C-S	100, 200, 300	Yes	Yes	Yes	Silver

.. For complete model add Nom. flow rate m<sup>3</sup>/hr

## Construction

Manufactured from injection moulded plastic. All units have weather and impact resistant housings.

## Motors

Type - shaded-pole induction motor  
Electricity supply - single-phase 230V, 50Hz.  
Bearings - Ball.  
Maximum ambient temperature - 40°C  
Class II insulation, IP45 rated

## Internal Thermal Protection

All 100 models - impedance  
All 200 and 300 models - fuse

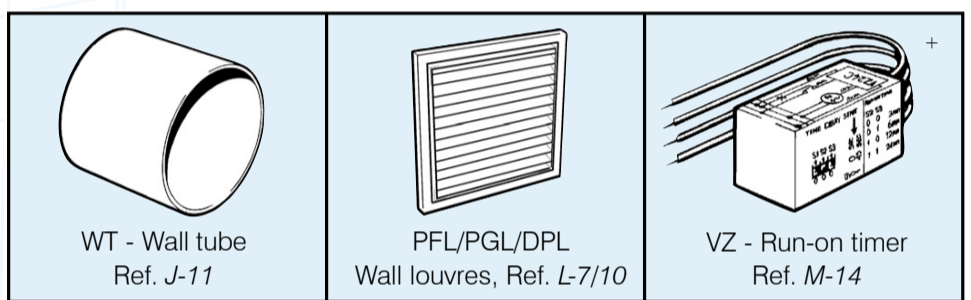
## Testing

Air flow to ISO5801: 1997  
Noise to ISO13347-3

## Wiring Diagram

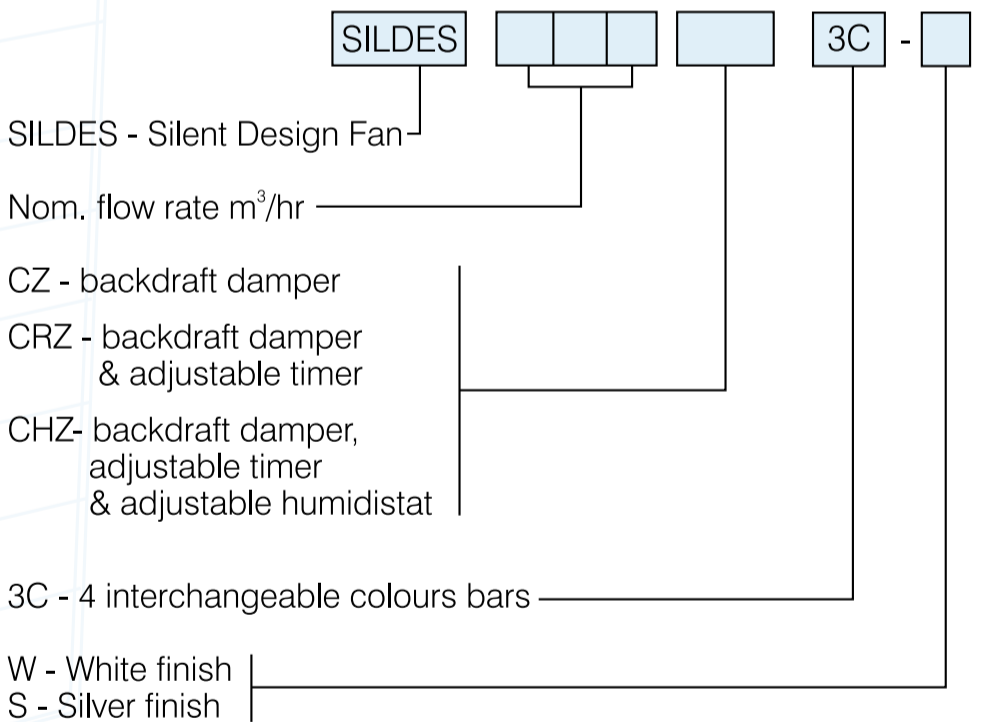
See page N-8 diagram ER6

## ANCILLARY EQUIPMENT



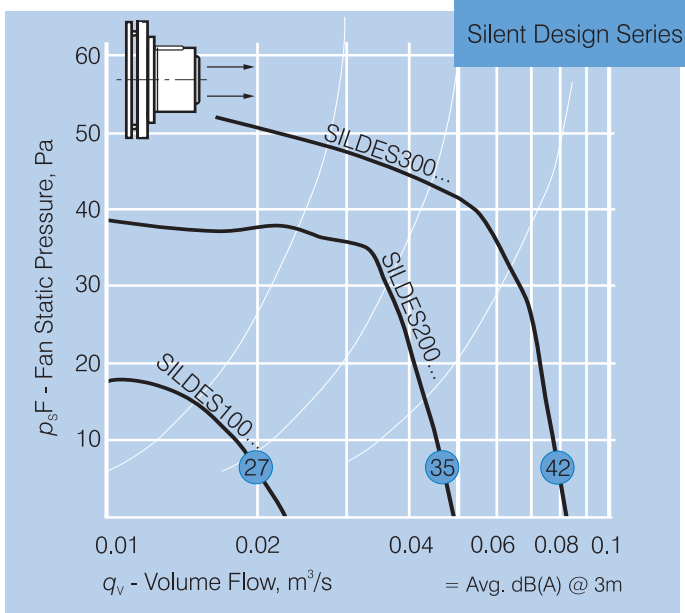
+ Not suitable for models with run-on timer

## HOW TO ORDER



## SUGGESTED SPECIFICATION

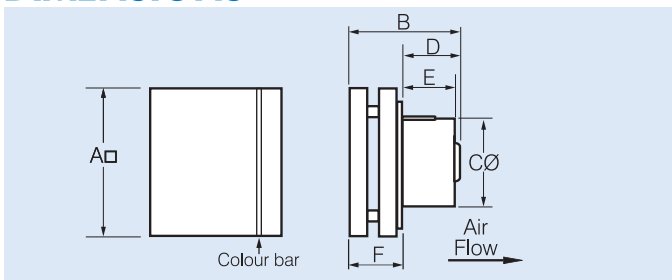
The wall/ceiling fans shall be of the Silent Design Series as supplied by Fantech Pty Ltd and be of the model numbers shown on the schedule/drawings. The Class B motor shall be IP45 rated, include Class II insulation and be mounted on a Silent-elastic-block. It shall be manufactured from injection moulded plastic and come with 4 interchangeable colour bars. It shall be fitted with a backdraft damper and include internal thermal protection. All models shall be fully tested to ISO5801 for air flow and ISO13347-3 for noise.



## TECHNICAL DATA

Model Number	Fan Speed rev/sec	Free Air m <sup>3</sup> /sec	Avg. dB(A) @ 3m	SILDES.. 1 ph. Watts Amps	
100..	35	0.023	27	8	0.05
200..	41	0.048	35	16	0.10
300..	36	0.083	42	22	0.09

## DIMENSIONS



Model Number	Dimensions, mm						Approx. wt. kg	Approx. vol. m <sup>3</sup>
	A	B	C Ø	D	E	F		
100..	188	130	99	85	79	45	0.65	0.006
200..	210	145	116	89	80	56	0.88	0.008
300..	247	179	146	112	95	67	1.90	0.014



Scan the QR Code to view more information online.

